

SPG Series

SPG12-720WB 12V200Ah

SPG series VRLA battery uses AGM technology and high-purity raw materials. It has good high power discharge, floating backup and fast charging performance. It is mainly used in UPS/EPS standby power supply systems. It can backup power in poor operation environment, especially for the temperature of 35°C.



Benefits

- Long life according to EUROBAT Classification
- Maximum charge efficiency
- High gas recombination efficiency
- Low self-discharge rate
- Horizontal or vertical installation

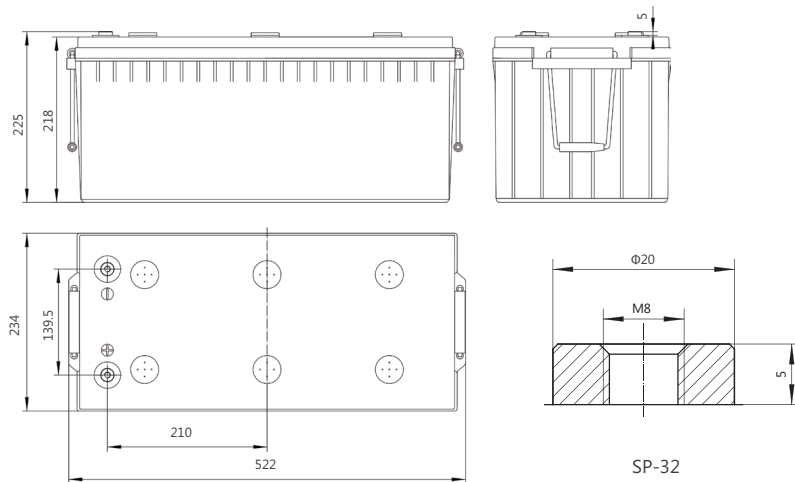
Applications

- UPS units
- Data center
- Starting generators
- EPS units

Standards

- IEC 60896-21/22
- JIS C8704-1/2
- EUROBAT guide

Drawing



Specifications

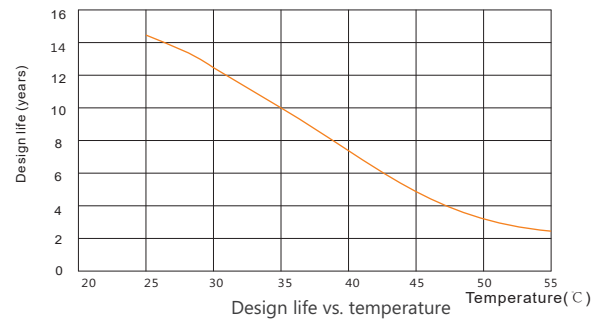
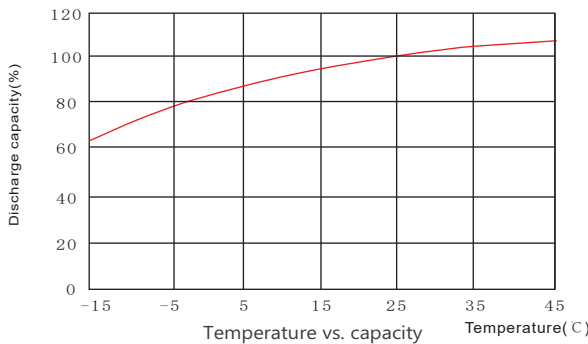
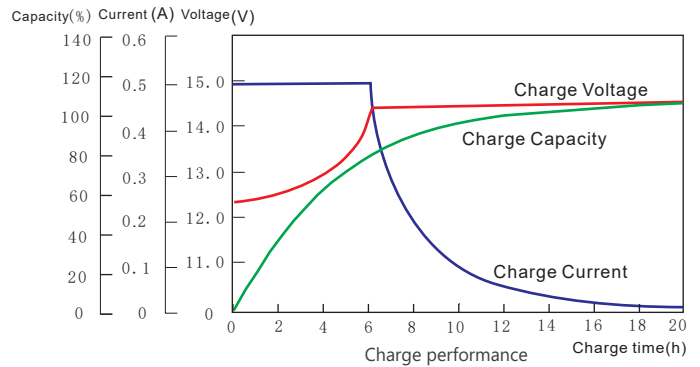
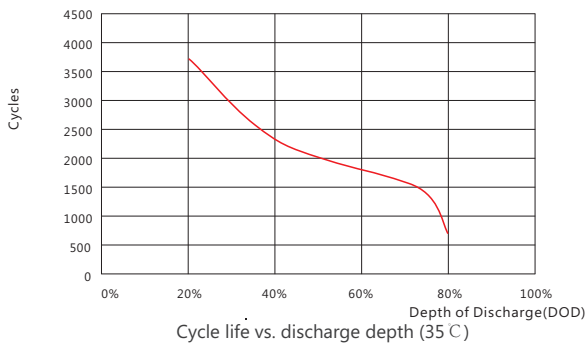
Battery Model	SPG12-720WB			
Design Life (years, 35°C)	10			
Capacity (Ah, 25°C)	10min (1.60V)	15min (1.67V)	1HR (130A, 1.70V)	10HR (20A, 1.80V)
	900W/cell	720W/cell	130Ah	200Ah
Dimensions (mm)	Length	Width	Height	Total Height
	522	234	218	225
Approx. Weight (kg)	63.5			
Reference Internal Resistance (mΩ)	2.45 (fully charged @ 25°C)			
Maximum Discharge Current (A/5 Sec.)	2000			
Self-Discharge (25°C)	≤ 2% per months			
Charge Voltage (V/cell, 25°C)	Cycle use		Float use	
	2.40(-3.5mV/°C/cell), max charge current: 100A		2.27(-3.5mV/°C/cell)	
Short Circuit Current (A)	4900			

Discharge Data

Constant Current Discharge Data (25°C, A)														
End Voltage (V/cell)	min							h						
	5	10	15	20	25	30	45	1	1.5	2	3	5	6	10
1.60	652	499	423	343	290	252	177	140	109	84.2	58.6	36.7	31.4	20.8
1.65	617	480	407	331	281	243	172	135	107	82.5	56.9	36.2	31.0	20.7
1.67	588	465	394	322	273	237	168	133	104	81.0	55.8	35.7	30.6	20.6
1.70	575	449	380	313	264	231	165	130	103	79.8	54.7	35.1	30.4	20.4
1.75	544	423	365	297	251	220	158	126	100	77.6	53.1	34.9	30.0	20.2
1.80	505	394	343	280	239	209	151	121	95.9	75.1	50.9	33.9	29.5	20.0

Constant Power Discharge Data (25°C, W/cell)														
End Voltage (V/cell)	min							h						
	5	10	15	20	25	30	45	1	1.5	2	3	5	6	10
1.60	1125	900	753	606	523	464	347	282	211	160	108	73.1	64.1	41.5
1.65	1067	862	732	588	513	455	339	275	205	156	105	71.9	63.0	40.6
1.67	1039	831	720	568	502	445	333	269	198	152	102	70.2	61.5	40.3
1.70	1008	799	699	547	485	436	326	264	194	150	100	69.4	61.0	39.9
1.75	974	766	664	526	469	425	320	256	189	147	98.6	68.2	59.6	39.2
1.80	937	730	635	513	452	406	310	246	184	143	96.8	66.1	58.1	37.9

Performance Curve



Sacred Sun Power Sources Co., Ltd.

Add: No.1 Shengyang Road, Qufu 273100 PRC
 Tel: +86-537-4422313 Fax: +86-537-4411980
 Email: sales@sacredsun.cn

Sacred Sun Hong Kong Co., Limited

Add: RM 19C Lockhart CTR 301-307 Lockhart RD Wan Chai, Hong Kong
 Email: admin.hk@sacredsun.hk

Sacred Sun Asia Pacific Pte Ltd.

Add: 1 Ubi View, #04-12, Focus One, Singapore 408555
 Email: admin.sg@sacredsun.sg

Sacred Sun Europe SARRL

Add: ZAE Fontaine, 33210 Fargues, France
 Email: admin.eu@sacredsun.eu

Sacred Sun MEA FZE

Add: No. 311 office, Building LOB 14, JAFZA, Dubai, UAE
 Email: admin.ae@sacredsun.ae

