

SPG Series

SPG12-340W 12V90Ah

SPG series VRLA battery uses AGM technology and high-purity raw materials. It has good high power discharge, floating backup and fast charging performance. It is mainly used in UPS/EPS standby power supply systems. It can backup power in poor operation environment.



Benefits

- Long life according to EUROBAT Classification
- Maximum charge efficiency
- High gas recombination efficiency
- Low self-discharge rate
- Horizontal or vertical installization

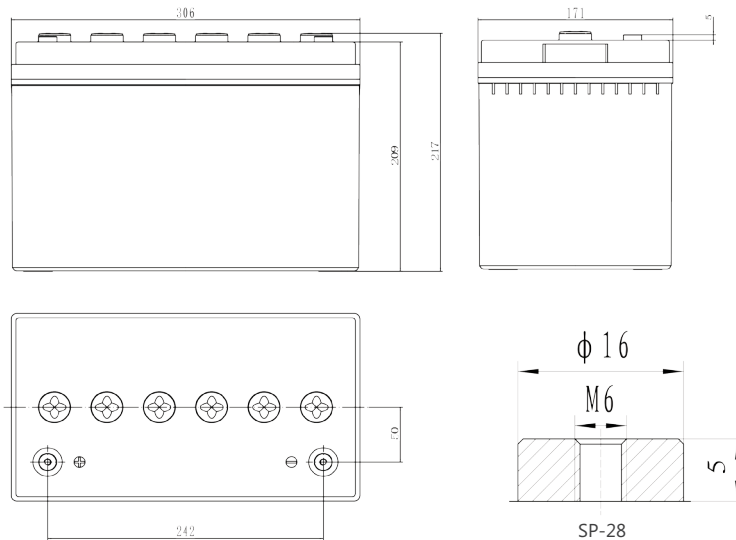
Applications

- UPS units
- Data center
- Starting generators
- EPS units

Standards

- IEC 60896-21/22
- JIS C8704-1/2
- EUROBAT guide

Drawing



Specifications

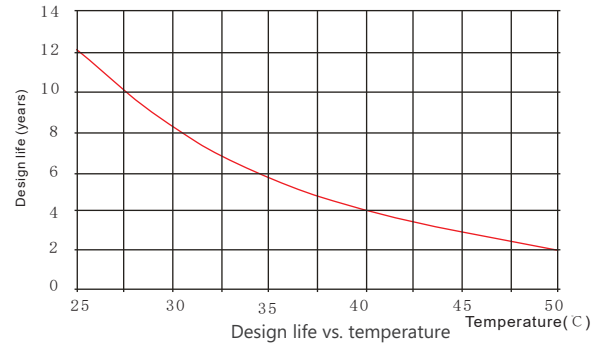
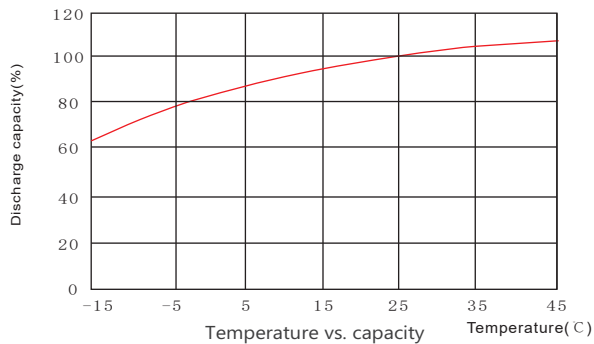
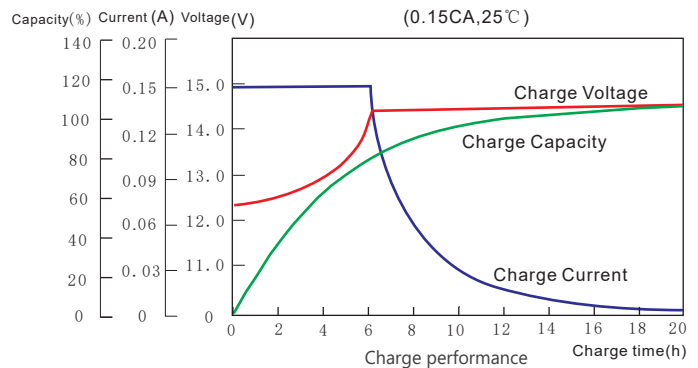
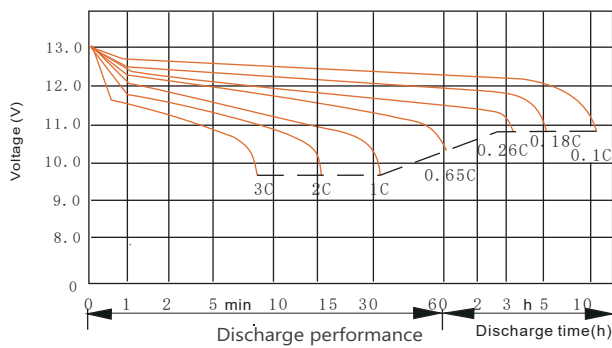
Battery Model	SPG12-340W			
Design Life (years, 25°C)	12			
Capacity (Ah, 25°C)	10min (1.60V)	15min (1.67V)	1HR (52.8A, 1.70V)	10HR 9.0A, 1.80V)
	424W/cell	340W/cell	60.6Ah	90Ah
Dimensions (mm)	Length	Width	Height	Total Height
	306	171	209	217
Approx. Weight (kg)	27.4			
Reference Internal Resistance (mΩ)	4.90 (fully charged @ 25°C)			
Maximum Discharge Current (A/5 Sec.)	1080			
Self-Discharge (25°C)	≤ 2% per months			
Charge Voltage (V/cell, 25°C)	Cycle use		Float use	
	2.40(-3.5mV/°C/cell), max charge current: 27A		2.27(-3.5mV/°C/cell)	
Short Circuit Current (A)	2450			

Discharge Data

Constant Current Discharge Data (25°C, A)														
End Voltage (V/cell)	min							h						
	5	10	15	20	25	30	45	1	1.5	2	3	5	6	10
1.60	323	249	198	165	140	120	83.3	67.2	45.8	36.3	26.2	16.9	14.4	9.90
1.65	298	237	191	157	135	115	81.2	65.0	44.5	35.3	25.4	16.3	14.1	9.63
1.67	286	228	182	152	130	111	78.4	63.1	43.7	34.7	25.1	16.1	13.9	9.54
1.70	268	214	171	143	123	107	75.7	60.6	42.9	34.1	24.6	15.9	13.7	9.36
1.75	255	201	159	133	114	100	71.5	58.4	41.7	33.1	23.9	15.5	13.4	9.18
1.80	245	186	146	126	108	94.5	66.2	55.6	40.1	32.0	23.2	15.2	13.2	9.00

Constant Power Discharge Data (25°C, W/cell)														
End Voltage (V/cell)	min							h						
	5	10	15	20	25	30	45	1	1.5	2	3	5	6	10
1.60	560	424	352	297	245	223	162	128	96.9	73.2	54.7	34.6	29.5	19.4
1.65	545	412	345	288	238	216	157	124	94.3	71.1	53.3	33.7	29.0	19.2
1.67	521	403	340	282	233	210	154	122	91.9	69.3	52.2	32.8	28.6	19.1
1.70	499	395	330	275	228	204	152	119	90.3	68.1	51.5	32.4	28.1	18.8
1.75	484	384	318	264	220	197	147	116	88.1	66.7	49.9	31.7	27.6	18.5
1.80	466	368	305	256	212	189	141	111	84.9	64.4	48.4	30.8	26.9	18.2

Performance Curve



Sacred Sun Power Sources Co., Ltd.

Add: No.1 Shengyang Road, Qufu 273100 PRC
Tel: +86-537-4422313 Fax: +86-537-4411980
Email: sales@sacredsun.cn

Sacred Sun Hong Kong Co., Limited

Add: RM 19C Lockhart CTR 301-307 Lockhart RD Wan Chai, Hong Kong
Email: admin.hk@sacredsun.hk

Sacred Sun Asia Pacific Pte Ltd.

Add: 1 Ubi View, #04-12, Focus One, Singapore 408555
Email: admin.sg@sacredsun.sg

Sacred Sun Europe SARRL

Add: ZAE Fontaine, 33210 Fargues, France
Email: admin.eu@sacredsun.eu

Sacred Sun MEA FZE

Add: No. 311 office, Building LOB 14, JAFZA, Dubai, UAE
Email: admin.ae@sacredsun.ae

