

Product Features

The technology coming from Furukawa

Introduction of Japanese Furukawa battery company advanced lead carbon technology, product design and manufacturing experience, produce high performance AGM VRLA battery with deep cycle for energy storage system.

Super long cycle life

Using long-life technology and design, more than 4200 cycles @ 70% DOD, design life is 15 years.

Leading lead carbon technology

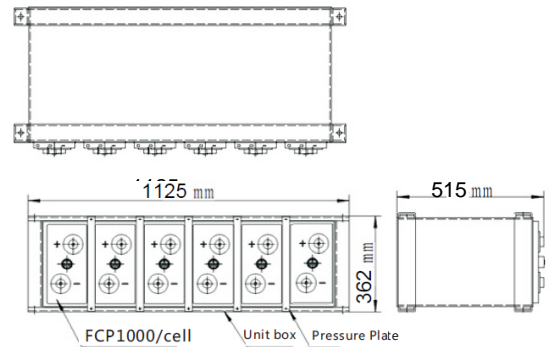
Using lead carbon technology, improve the charge acceptance ability, reduce the negative plate sulphation, more suitable for the partial state of charge (PSOC) application.

Advanced manufacturing technology

Advanced manufacturing technology and strict manufacturing process, ensure the consistency and reliability of the product.

Modular system design

Modular design and installation, compact structure, saving the installation area and space, easy installation, convenient maintenance.



FCP-1000-12 module dimension

Nominal voltage	2V	
Nominal capacity@25°C	1000Ah(C ₁₀)	
Nominal capacity	2000Wh	
Weight	75kg	
Dimensions	H	508mm
	W	172mm
	L	303mm
Mass energy density	27Wh/kg	
Volume energy density	79Wh/L	
Max. current	Charge	0.2C ₁₀ A
	Discharge	0.4C ₁₀ A

Applications

- Distribution generation
- Micro-grid power plant
- New energy access
- Smart grid

Product Discharge Table

FCP-1000 discharge table
 (End voltage 1.80V/cell, 25°C)

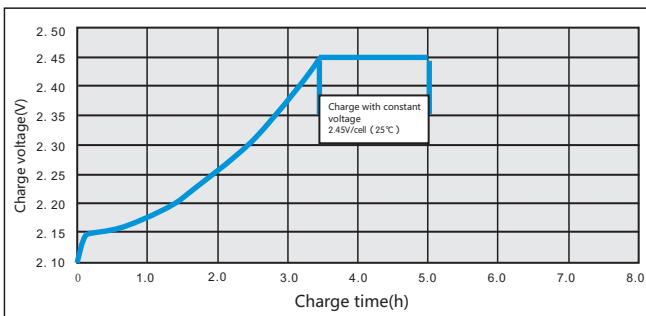
Discharge time (h)	1	2	3	4	5	6	7	8	9	10
Constant current (A)	575	345	260	211	179	157	140	126	115	105
Constant power (W)	1096	659	500	408	348	308	276	250	230	212

FCP-1000 discharge characteristic table

Environment temperature	Discharge rate	Discharge current	Nominal capacity	Actual capacity 70% DOD	Actual discharge power	Actual discharge time
25°C	0.10C	100A	1000Ah	700Ah	1400Wh	7.0h
25°C	0.16C	160A	850Ah	595Ah	1190Wh	3.7 h
25°C	0.23C	230A	750Ah	525Ah	1050Wh	2.3 h
25°C	0.40C	400A	600Ah	420Ah	840Wh	1.1 h
5°C	0.10C	100A	930Ah	651Ah	1302Wh	6.5h
5°C	0.16C	160A	770Ah	539Ah	1078Wh	3.4h
5°C	0.23C	230A	670Ah	469Ah	938Wh	2.0h
5°C	0.40C	400A	530Ah	371Ah	742Wh	0.9h

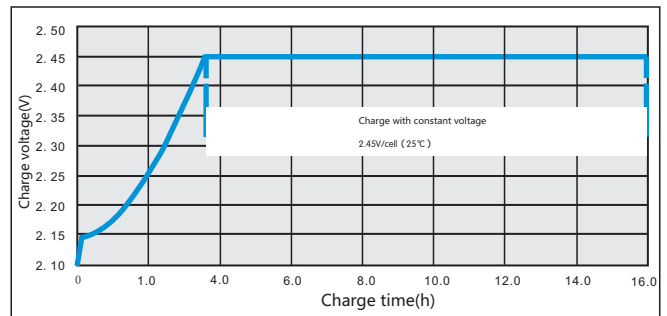
Performance curve

Cycle charge curve



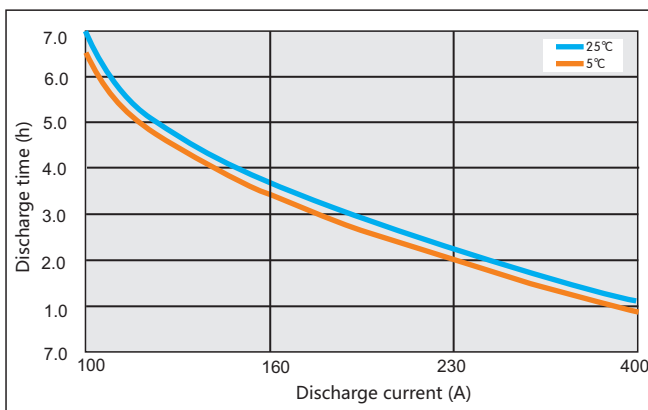
Note: The max. charge current should be controlled in $0.1C_{10} \sim 0.2C_{10}$

Equalizing charge curve



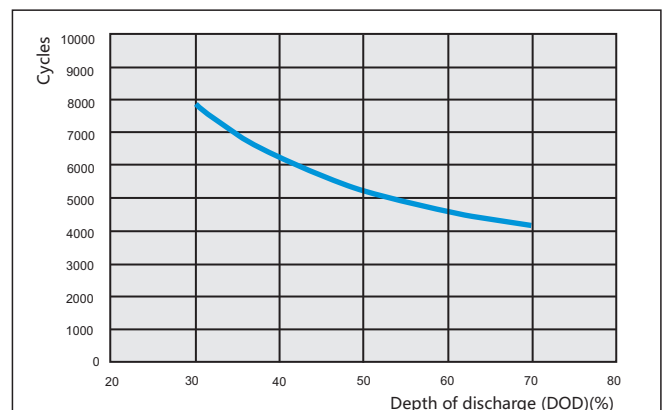
Note: The max. charge current should be controlled in $0.1C_{10} \sim 0.2C_{10}$, need regularly equalizing charge.

Discharge current VS discharge time curve



Note: The best discharge current is 100A or lower, discharge time can reach above 7hours, maximum discharge depth is 70%

Depth of discharge vs cycles curve



Address: No.1 Shengyang Road, Qufu 273100 China

Tel: +86-537-4422313

Fax: +86-537-4411980

E-mail: sales@sacredsun.cn

http://www.sacredsun.com