

# FTJ Series

## 6FTJ-100A 12V100Ah

FTJ VRLA front terminal flat plate gel battery has good heat dissipation and floating standby performance. Its specially designed gas gathering and exhaust system effectively ensures security of the system. FTJ series is designed especially for 19" and 23" power supply cabinets mainly used in small outdoor base stations. It is suitable for harsh environment of high-low temperature and poor grid conditions.



### Benefits

- Long life according to EUROBAT Classification
- High discharge performance
- High gas recombination efficiency
- Maximum charge efficiency
- GEL state electrolyte prevents leakage and layering
- Low resistance PVC or PF micro-porous separator ensure Low self-discharge rate
- Easy installation and handling
- Centralized venting system

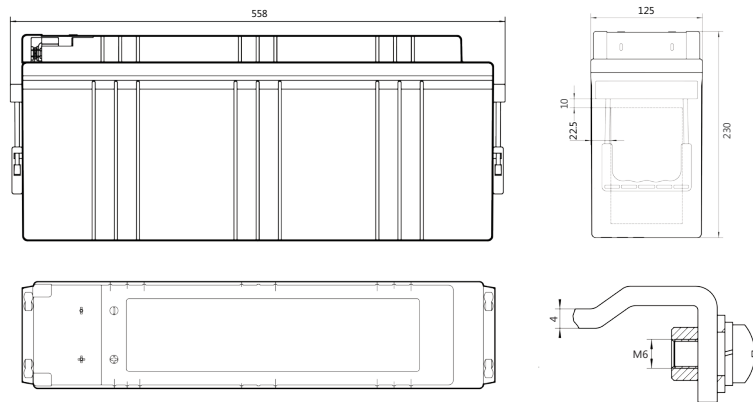
### Applications

- Telecommunications
- Power system
- UPS
- Emergency power

### Standards

- IEC 60896-21/22
- DIN43539-T5
- EUROBAT guide

### Drawing



FT-55

### Specifications

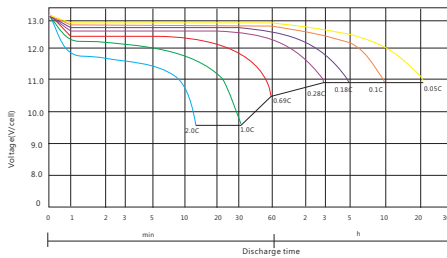
Battery Model	6FTJ-100A			
Design Life (years, 25°C)	12			
Capacity (Ah, 25°C)	20HR (5.31A, 1.8V)	10HR (10.0A, 1.80V)	5HR (17.0A, 1.80V)	1HR(50.0A, 1.80V)
	106.2	100	85	50
Dimensions (mm)	Length	Width	Height	Total Height
	558	125	230	230
Approx. Weight (kg)	34.6			
Reference Internal Resistance (mΩ)	5.4 ( fully charged @ 25°C)			
Maximum Discharge Current (A/3 Sec.)	847			
Self-Discharge (25°C)	≤ 2% per month			
Charge Voltage (V/cell, 25°C)	Cycle use		Float use	
	2.33 (-3.5mV/°C/cell), max charge current: 20A		2.22 (-3.5mV/°C/cell)	
Short Circuit Current (A)	2100			

## Discharge Data

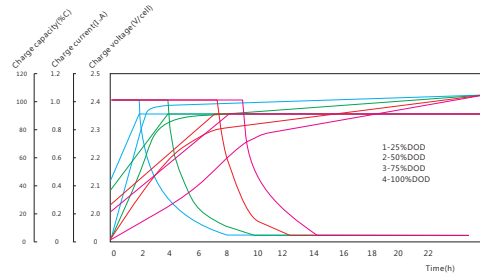
Constant Current Discharge Data (25°C, A)																
End Voltage (V/cell)	min						h									
	5	10	15	20	30	45	1	1.5	2	3	4	5	6	8	10	20
1.60	272	198	154	132	101	75.5	57.6	45.4	35.3	27.5	22.0	18.4	17.0	13.2	10.8	5.61
1.65	258	191	151	127	96.5	73.2	56.4	44.1	34.6	26.9	21.6	18.0	16.6	13.0	10.5	5.50
1.70	243	181	148	122	92.7	70.3	54.7	42.7	33.7	26.4	21.1	17.7	16.3	12.7	10.4	5.42
1.75	224	168	143	117	88.9	67.5	53.1	41.5	32.9	25.8	20.6	17.4	15.9	12.4	10.2	5.31
1.80	192	153	134	111	84.6	64.9	50.0	39.8	31.9	25.0	20.0	17.0	15.4	12.0	10.0	5.20

Constant Power Discharge Data (25°C, W/cell)																
End Voltage (V/cell)	min						h									
	5	10	15	20	30	45	1	1.5	2	3	4	5	6	8	10	20
1.60	470	345	270	233	178	133	103	81.3	63.2	49.8	40.3	34.0	31.5	24.8	20.7	10.9
1.65	448	334	266	225	172	130	101	79.4	62.6	49.3	40.0	33.5	31.1	24.5	20.4	10.8
1.70	424	323	262	218	167	127	99.6	78.1	61.7	48.7	39.5	33.1	30.9	24.1	20.4	10.7
1.75	397	303	258	214	164	124	97.7	76.7	61.2	48.2	39.0	32.9	30.5	23.8	20.2	10.7
1.80	352	279	246	206	158	121	94.0	75.2	60.6	47.8	38.4	32.5	29.9	23.4	20.0	10.6

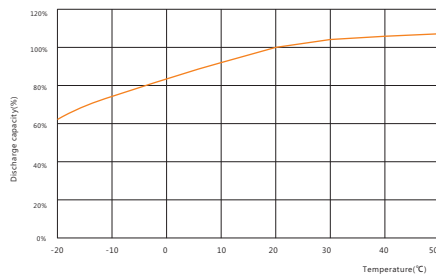
## Performance Curve



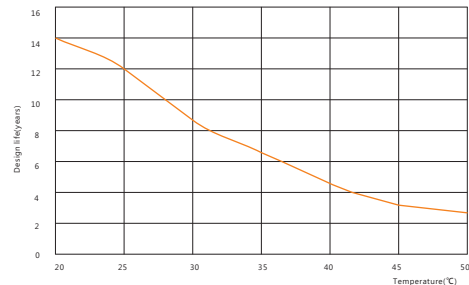
Discharge voltage vs. discharge time



Charge capacity vs. charge time



Discharge capacity vs. temperature



Design life vs. temperature

### Sacred Sun Power Sources Co., Ltd.

Add: No.1 Shengyang Road, Qufu 273100 PRC  
Tel: +86-537-4422313 Fax: +86-537-4411980  
Email: sales@sacredsun.cn

### Sacred Sun Hong Kong Co., Limited

Add: RM 19C Lockhart CTR 301-307 Lockhart RD Wan Chai, Hong Kong  
Email: admin.hk@sacredsun.hk

### Sacred Sun Asia Pacific Pte Ltd.

Add: 1 Ubi View, #04-12, Focus One, Singapore 408555  
Email: admin.sg@sacredsun.sg

### Sacred Sun Europe SARL

Add: ZAE Fontaine, 33210 Fargues, France  
Email: admin.eu@sacredsun.eu

### Sacred Sun MEA FZE

Add: No. 311 office, Building LOB 14, JAFZA, Dubai, UAE  
Email: admin.ae@sacredsun.ae

